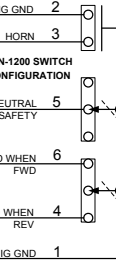


TCU-2600

QTY	DESCRIPTION	PCS P/N	NOTES
1	CONNECTOR	CON-2000	
37	TERMINALS	CON-2002	M/F
1	CONNECTOR COVER	CON-2003	
1	CAVITY PLUG	CON-2004	

TRN-1200



S-#	FUNCTION	COLOR
S1	12 VOLTS SWITCHED	YEL
S2	SIGNAL GND	BLK/WHT
S3	NEUTRAL SAFETY	BRN/RED
S4	GND WHEN REV	BRN/LT.GRN
S5	SIG GND	BLK/WHT

LEVEL	DESCRIPTION	DATE	DRN	APP
1	REVISION	11/14/16	FD	
1A	ADDED TRN-1200 SWITCHING DETAIL	1/28/17	FD	
2	SHIFTER CONNECTOR WIRES ADDED	4/21/17	FD	
2A	TRN-1200 GRAPHIC LABEL CHANGE	6/9/17	FD	
2B	REDLINE	7/7/17	FD	

QTY	DESCRIPTION	PIN	NOTES
1	CONNECTOR	CON-2000	
14	TERMINAL	CON-2804	20-22 AWG.
2	TERMINAL	CON-2805	16-18 AWG
5	BLOCKING PINS	CON-1044	BLUE
1	SEAL	CON-3309	LT.GREEN
1	CONDUIT CLIP	CON-2008	
1	TPA	CON-2003	GRY

QTY	DESCRIPTION	PCS P/N	NOTES
1	CONNECTOR	CON-1070	
2	TERMINALS	CON-1084	20 AWG
2	CABLE SEAL	CON-1093	GRN GRN
1	TPA	CON-1072	GRY

QTY	DESCRIPTION	PCS P/N	NOTES
1	CONNECTOR	CON-3416	
3	TERMINALS	CON-1038	
1	TPA	CON-3417	CREAM
3	CABLE SEALS	CON-1027	WHT

QTY	DESCRIPTION	PIN	NOTES
1	CONNECTOR	CON-3415	
3	CAVITY PLUG	CON-1029	GRN
1	TPA	CON-3417	

PROVIDE A LAPTOP CALIBRATION CONNECT PROTECTIVE CAP

QTY	DESCRIPTION	PIN	NOTES
1	CONNECTOR	CON-1071	F
2	PIN	CON-1088	M
1	SEAL	CON-1093	GRN
1	LOCK	CON-1072	3/5/2013

QTY	DESCRIPTION	PCS P/N	NOTES
1	CONNECTOR	CON-1070	
2	BLOCKING PIN	CON-1095	
1	TPA	CON-1072	GRY

PROVIDE A RPM CON PROTECTIVE CAP

QTY	DESCRIPTION	PCS P/N	NOTES
1	CONNECTOR	CON-5520	M/F
6	TERMINALS	CON-5504	
1	WEDGE LOCK	CON-5521	
1	CAVITY PLUG	CON-5530	

NOTE: FORWARD = SHIFTER HANDLE PULLED BACK WHEN INSTALLED ON RIGHT SIDE OF STEERING COLUMN.

QTY	DESCRIPTION	PCS P/N	NOTES
1	CONNECTOR	CON-5542	GRY
12	TERMINALS	CON-5504	
1	WEDGE	CON-5508	GRN

Print Date
12/28/2017
1700

APPLICABLE STANDARDS: ASME Y14.100-200, ASME Y14.5M-1994, IPC/WHMA-A-620A-CLASS 2, MARK IAW MIL-STD-130.

NOTES: 1.) WIRE LENGTH TOLERANCE +/- .02 INCH, 2.) WIRE GAUGE IS 20 AWG UNLESS OTHERWISE STATED, 3.) TAP ALL LOOM JOINTS UNLESS OTHERWISE STATED, 4.) TWIST INDICATED WIRES AT LEAST 10-12 TURNS PER FOOT, 5.) PLACE TAGS NO MORE THAN 2" FROM CONNECTOR. PLACE TAGS FOR UNTERMINATED WIRES NO MORE THAN 2" FROM UNTERMINATED END, 6.) WIRE TYPE IS TXL UNLESS OTHERWISE STATED.

COMPANY: POWERTRAIN CONTROL SOLUTIONS

TITLE: GM 4 SPEED TRANSMISSION C6 E-SHIFT

SIZE: C CUSTOMER DRAWING NO: XXXXX-XXXXX PCS PART NUMBER: TCM-4662 REV: 002

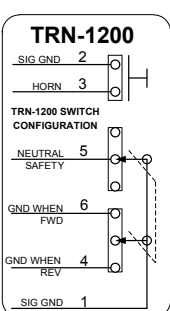
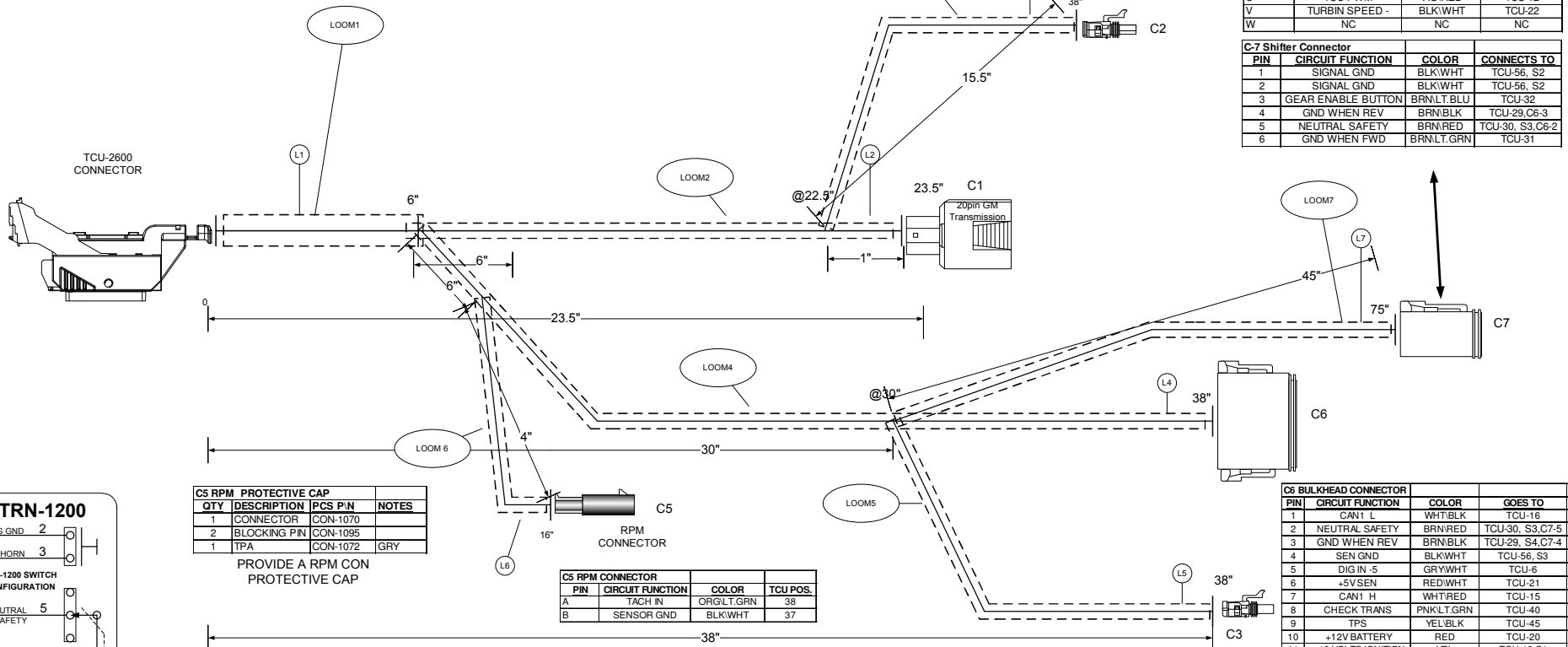
DRAWN BY: FRED D. DATE: 11/14/16 APPROVED BY: XXXXX DATE: SHEET 2 OF 10

NUM	NAME	PART #	NOTES
L1	TCM-4662-001 GM 4 SPD TRANS C6 E-SHIFT	WRE-8501	P374
L2	TRANSMISSION CONNECTOR	WRE-8500	P107
L3	TOSS	WRE-8500	P8
L4	BULKHEAD CONNECTOR	WRE-8500	P64
L5	OPTIONAL COM NOT REQUIRED FOR USE	WRE-8500	P4
L6	RPM CONNECTOR	WRE-8500	P304
L7	SHIFTER CONNECTOR	WRE-8500	P280

C2 OUTPUT SHAFT SPEED SENSOR FEMALE			
PIN	CIRCUIT FUNCTION	COLOR	TCU POS.
A	TOSS+	ORG/RED	25
B	TOSS-	BLK/WHT	23

C1 TRANSMISSION CONNECTOR 2600 TO 4170 STAND ALONE			
PIN	CIRCUIT FUNCTION	COLOR	CONNECTS TO
A	SHIFT SOL-A (1-2)	PNK/BLK	TCU-53
B	SHIFT SOL-B (2-3)	PNK/RED	TCU-54
C	LINE PRESSURE +	YEL (18 AWG)	TCU-18
D	LINE PRESSURE -	VIO/BLK	TCU-11
E	TCC, 1-2, 2-3, 3-2 +	YEL (18 AWG)	TCU-19, S1
F	IMS A	GRY/BLK	TCU-2
G	IMS C	GRY/RED	TCU-3
H	IMSB	GRY/GRN	TCU-4
J	IMS P	GRY/LT.BLU	TCU-5
K	TURBINE SPEED +	ORG/BLK	TCU-24
L	ATF TEMP +	YEL/ORG	TCU-50
M	ATF TEMP -	BLK/WHT	TCU-9
N	IMS GND	BLK/WHT	TCU-55
P	NC	NC	NC
R	FWD CL	VIO/LT.GRN	TCU-13
S	REV CL	VIO/LT.BLU	TCU-14
T	TCC ON/OFF	VIO/WHT	TCU-41
U	TCC PWM	VIO/RED	TCU-12
V	TURBIN SPEED -	BLK/WHT	TCU-22
W	NC	NC	NC

C-7 Shifter Connector			
PIN	CIRCUIT FUNCTION	COLOR	CONNECTS TO
1	SIGNAL GND	BLK/WHT	TCU-56, S2
2	SIGNAL GND	BLK/WHT	TCU-56, S2
3	GEAR ENABLE BUTTON	BRN/LT.BLU	TCU-32
4	GND WHEN REV	BRN/BLK	TCU-29, S4, C7-4
5	NEUTRAL SAFETY	BRN/RED	TCU-30, S3, C6-2
6	GND WHEN FWD	BRN/LT.GRN	TCU-31



C5 RPM PROTECTIVE CAP				
QTY	DESCRIPTION	PCS	PIN	NOTES
1	CONNECTOR	CON-1070		
2	BLOCKING PIN	CON-1095		
1	TPA	CON-1072	GRY	

PROVIDE A RPM CON PROTECTIVE CAP

C5 RPM CONNECTOR			
PIN	CIRCUIT FUNCTION	COLOR	TCU POS.
A	TACH IN	ORG/LT.GRN	38
B	SENSOR GND	BLK/WHT	37

LOOM DEFINITION TABLE			
LOCATION	DISCRIPTION	LENGTH	PART#
LOOM1	3/4" BLACK CONVOLUTED LOOM	6.5"	WRE-3005
LOOM2	1/2" BLACK CONVOLUTED LOOM	17.5"	WRE-3003
LOOM3	1/4" BLACK CONVOLUTED LOOM	15.5"	WRE-3000
LOOM4	1/2" BLACK CONVOLUTED LOOM	32"	WRE-3003
LOOM5	1/4" BLACK CONVOLUTED LOOM	8"	WRE-3000
LOOM6	1/4" BLACK CONVOLUTED LOOM	4"	WRE-3000
LOOM7	3/8" BLACK CONVOLUTED LOOM	45"	WRE-3001

PROVIDE A LAPTOP CALIBRATION CONNECT PROTECTIVE CAP

C-3 CAP LAPTOP CALIBRATION CONNECT CAP			
QTY	DESCRIPTION	PIN	NOTES
1	CONNECTOR	CON-3415	
3	CAVITY PLUG	CON-1024	DK.RED
1	SECONDARY LOCK	CON-3417	

SPLICE INFORMATION		
S-#	FUNCTION	COLOR
S1	12 VOLTS SWITCHED	YEL
S2	SIGNAL GND	BLK/WHT
S3	NEUTRAL SAFETY	BRN/RED
S4	GND WHEN REV	BRN/LT.GRN
S5	SIG GND	BLK/WHT

REVISION HISTORY				
LEVEL	DESCRIPTION	DATE	DRN	APP
1	Release	11/14/16	FD	
1A	ADDED TRN-1200 SWITCHING DETAIL	1/26/17	FD	
2	SHIFTER CONNECTOR WIRES ADDED	4/2/17	FD	
2A	TRN-1200 GRAPHIC LABEL CHANGE	6/9/17	FD	
2B	REDLINE	7/7/17	FD	

C6 BULKHEAD CONNECTOR			
PIN	CIRCUIT FUNCTION	COLOR	GOES TO
1	CAN1 L	WHT/BLK	TCU-16
2	NEUTRAL SAFETY	BRN/RED	TCU-30, S3, C7-5
3	GND WHEN REV	BRN/BLK	TCU-29, S4, C7-4
4	SEN GND	BLK/WHT	TCU-56, S3
5	DIG IN -5	GRY/WHT	TCU-6
6	+5VSEN	RED/WHT	TCU-21
7	CAN1 H	WHT/RED	TCU-15
8	CHECK TRANS	PNK/LT.GRN	TCU-40
9	TPS	YEL/BLK	TCU-45
10	+12V BATTERY	RED	TCU-20
11	+12 VOLTS IGNITION	YEL	TCU-19, S1
12	CHASSIS GND	BLK	TCU-42

C3 OPTIONAL COM NOT REQUIRED FOR USE			
PIN	CIRCUIT FUNCTION	COLOR	TCU POS.
A	SERIAL RX	RED	TCU-27
B	SIGNAL GND	WHT	TCU-28
C	SERIAL TX	BLK	TCU-26

WIRE COLOR ABBREVIATIONS		
TXT	COLOR	NOTES
BLK	BLACK	
BRN	BROWN	
RED	RED	
ORN	ORANGE	
YEL	YELLOW	
LT.GRN	LIGHT GREEN	
GRN	GREEN	
LT.BLU	LIGHT BLUE	
BLU	BLUE	
VIO	VIOLET	
GRY	GRAY	
WHT	WHITE	
PNK	PINK	

- APPLICABLE STANDARDS
- ASME Y14.100-200
 - ASME Y14.5M-1994
 - IPC/WHMA-A-620-CLASS 2
 - MARK IAW MIL-STD-130.

- NOTES
- 1.) WIRE LENGTH TOLERANCE +/- .12 INCH
 - 2.) WIRE GAUGE IS 20 AWG UNLESS OTHERWISE STATED
 - 3.) TAPE ALL LOOM JOINTS UNLESS OTHERWISE STATED
 - 4.) TWIST INDICATED WIRES AT LEAST 10-12 TURNS PER FOOT
 - 5.) PLACE TAGS NO MORE THAN 2" FROM CONNECTOR. PLACE TAGS FOR UNTERMINATED WIRES NO MORE THAN 2" FROM UNTERMINATED END.
 - 6.) WIRE TYPE IS TX UNLESS OTHERWISE STATED

Print Date
12/28/2017
1700

COMPANY:
POWERTRAIN CONTROL SOLUTIONS

TITLE:
GM 4 SPEED TRANSMISSION C6 E-SHIFT

SIZE:	CUSTOMER DRAWING NO:	PCS PART NUMBER	REV:
	XXXXX-XXXXX	TCM-4662	002

DRAWN BY: FRED D. DATE: 11/14/16

APPROVED BY: XXXXX DATE: SHEET 3 OF 10